

LEOPARD
SERIES



SQUIRREL
SERIES



MONKEY
SERIES



GIRAFFE
SERIES



A PLATFORM WHERE YOU WANT IT



 **EQUIPTec**
Manufacturers of VRS

VISION

VRS... from an excellent pedigree

VRS Platforms are built by Equiptec, in our factory on Ford Road, Napier, New Zealand, giving the VRS programme the full benefit of more than 2 decades of experience in solving customer access issues. Of course the fact that we are still around is due to our loyal customers who know that Equiptec is fully focussed on their needs and expectations. These needs and expectations are highly valued...they drive our **vision**.

SUCCESS

Let us share a story

Back in 2009 Equiptec received a plea from the Mining Industry for a solution to a pressing problem...every new or different type of machine that needed servicing seemed to need a different ladder/platform/stair set. No matter how many they had, they always turned out to be the wrong size!

To illustrate their point, Equiptec was shown a yard full of battered looking ladders and stair units. The message was clear...they wanted fewer stair platforms to do more jobs...better.

The Equiptec design team tackled the challenge to achieve what seemed impossible...a short while later, the first VRS presentation was made to that mining customer. They were 'blown' away with the result. It was hard for them to believe that with just 2 models, they were able to access their entire multitude of servicing points on all of their machines.

As they said...the VRS was a game changer for them. Could it be for you to?



// The VRS concept has proved very reliable...and very popular. There are 4 main derivatives which now include 11 "standard" models...enormous possibilities with numerous optional packages...and the list keeps growing. VRS is the ultimate solution to myriads of access problems, from mining workshops to industrial factories/warehouses, right down to the small office. //

What will suit your situation best? Read on and see...

CONTENTS

Our Vision and Success **2**
Proven endurance...Your peace of mind

VRS Product Overview **5**
Build your business on platforms you can trust

Giraffe Series **7**
HEIGHT ADJUSTABLE STAIR ACCESS
The ultimate in access...walk up to your job

Monkey Series **23**
HEIGHT ADJUST STEP TOWER
If your work is at various heights, your work platform should be too!

Squirrel Series **33**
PORTABLE HEIGHT ADJUSTABLE STEP PLATFORM
Shift it, lift it, climb it...all from one position



“ The VRS has solved numerous access issues with most of our mobile equipment. The platforms are quality built for the mining environment. ”

FMG – Cloudbreak Mine WA

Why VRS?

» Quality you can trust

Critical items are all built utilising pinpoint laser accuracy, and welded together by highly experienced welders in compliance with New Zealand and Australian standards to achieve a product that we, and you can believe in.

» Market driven

It's what you asked for. VRS success comes from close consultation with clients in diverse industries to ensure we supply a product that is not only durable but functional and easy to use.

» Track record

Your peace of mind, Equiptec has been around for a while. Long enough for our product reliability to become renowned.

» Safety

Because it's paramount. Equiptec platforms increase both safety and productivity, whilst complying with all relevant regulations and engineer certification

The age old problem of having to use large array of platforms when servicing a variety of machinery (and then having to store them in between jobs) is solved with VRS. The multi-use, height adjustable platform is a truly versatile workstation.



GIRAFFE SERIES



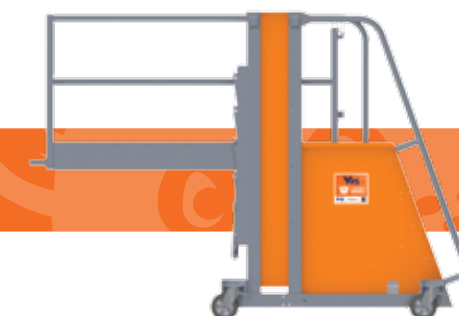
MONKEY SERIES



SQUIRREL SERIES



LEOPARD SERIES



Coming mid 2017...





HEIGHT ADJUSTABLE STAIR ACCESS

AWARD WINNING PLATFORM

The ultimate in access...walk up to your job. Keep your staff safe, and more efficient with the Giraffe's wide, easy, constant gradient stairs. Just **ONE** unit can do multiple jobs thanks to...

- Infinitely height adjustable – cantilevered deck designed for, and well proven in the toughest of work environments
- Hands-free access, with wide easy-climb stairs
- Multiple deck gates allows VRS to function as both a work platform and an access stairway



GIRAFFE SERIES


11 ELEVEN GREAT BENEFITS

Replace multiple fixed height platforms with one versatile high quality multiuse unit. The result is a truly versatile workstation.

The Giraffe can nose its way into many different machines, giving easy, constant grade stair access. The wide, flat deck makes previously awkward, dangerous and time consuming jobs easy, safe, and very efficient.

“The wide, flat deck makes previously awkward, dangerous and time consuming jobs easy, safe, and very efficient.”

1 Access your job with ease through 3 lockable gates



2 Safety first! Hinged safety bar with grasper latch



3 Hands-free access with 1.0m wide stairs



4 Reach over obstacles with the generous 1.6m platform




5 Minimal floor footprint that remains the same for all platform heights



6 Easy to load and transport with forklift pockets under chassis




7 Safe and steady height adjustment with hydraulic safety valve and decent speed control valve



8 Great maneuverability with all wheel steering and 200mm braked castors




10 No tripping! Base tread remains at constant height from floor surface



9 No sweat! Hydraulic height adjustment of nearly 1.0m (hand pump)



11 Efficient to climb with constant grade stair at any platform height





“Six standard models with platform heights up to 4.9m.”



	MODEL	Deck Height Range	Overall Width	Overall Length	Platform Width	Platform Length
1	VRS 2310	1.4m to 2.3m	1652mm	3822mm	905mm	1600mm
2	VRS 3010	2.1m to 3.0m	2056mm	2056mm	905mm	1600mm
3	VRS 3510	2.55m to 3.5m	1652mm	4987mm	905mm	1600mm
4	VRS 4010	3.0m to 3.95m	2056mm	5431mm	905mm	1600mm
5	VRS 4410	3.5m to 4.4m	2250mm	5895mm	905mm	1600mm
6	VRS 4910	3.95m to 4.9m	2650mm	6813mm	905mm	1600mm





What Our Customers Say:

// The VRS work platforms have brought flexibility to our workforce and almost eliminated all working at height restrictions with any tasks. //

BMA – Blackwater Mine QLD



// We have had two VRS units in our hanger since August 2011, and would not work without them now. They have greatly improved height safety, made it simple and efficient to access many difficult areas, and have been totally trouble free. //

Air New Zealand Maintenance





// Meet your exact requirements with these ingenious options. Most can be retrofitted, so when your needs change, your VRS can be adapted to suit! //

RIGHT ANGLE ACCESS



This option allows for all the advantages of the VRS system, in a tight workshop environment. Reach into your work, with the stair neatly tucked around parallel to your machine. (Not retrofittable)

HAMMERHEAD DECK



This wide double gate deck gives plenty of room for two to work side by side.

RATCHET SAFETY SYSTEM



The ratchet Safety System gives you the extra safety of a physical point lock to avoid accidental lowering of the platform.

SWING BARRIER SYSTEM



Clip on another 900mm reach. (Reduced load capacity applies)

JACK BAR



Fitted across the front of the chassis, the Jack Bar can be used to level up the VRS when you have to cope with uneven floor or ground surfaces.

STRETCHED CANTILEVER



Clip on another 900mm reach. (Reduced load capacity applies)





PNEUMATIC/HIGH CLEARANCE PACK



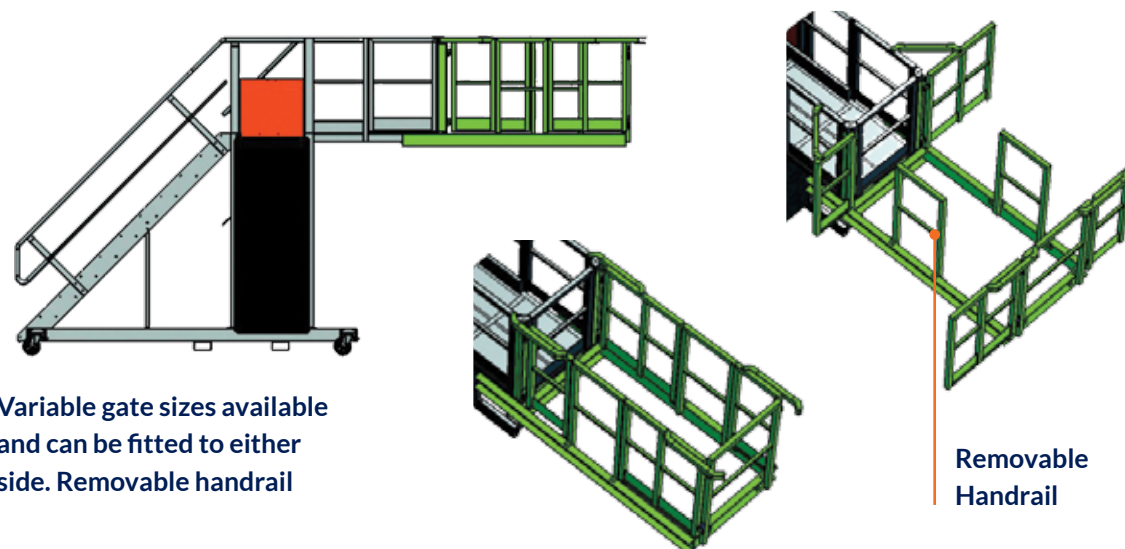
Ideal for rough undulating surfaces. Gel filled tyres will never go flat. This option adds 100mm to the VRS height and comes complete with a flip-down bottom step to maintain for easy-climbing.

SLIDE OUT CANTILEVER



The slide out cantilever is a semi-permanent, factory mounted option that can simply and effortlessly be rolled out at any time (while the user remains within the safe confines of the deck) to achieve a massive 1400mm extra extension. (Reduced load capacity applies)

WORK CAGE - FOR CHASSIS FALL PROTECTION



Variable gate sizes available and can be fitted to either side. Removable handrail

Removable Handrail

Not all options are pictured
Speak to the Equiptec Team to develop your idea today!

SAFETY CELL



Not only a safer access up the roof, but a stable cage right around the work area, and no harnesses needed at all! Fast, efficient and safe.

TRAILER



This purpose built trailer suits the VRS models 2310 & 3510. When you need to transport them over longer distances, or use them on-site in the pit, simply load onto trailer with a forklift, spin the locks into place and you're off

Features:

- Heavy duty construction
- Anti-slip – perforated grating
- Access step for safe entry
- Safety railing to AS/NZS 1657-1922



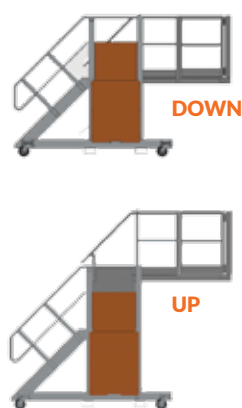


A Size to Suit Every Machine!

VRS MODEL NO.

SOME APPLICATIONS INCLUDE:

VRS 2310

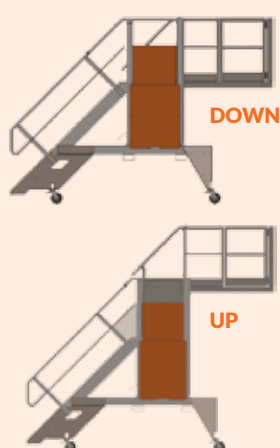


- 1) Cat D9-D10 – Engine Bay Access
- 2) D9-D10 – Lift Ram Access
- 3) Dragline Lube Tank Access
- 4) 793 Lift Ram Access
- 5) Komatsu 730 & Cat 777 Chassis Rail Access
- 6) Grader Access
- 7) 793 Power Steering Access
- 8) 993K & 994H Wheel Loader Access

Underground Machines:

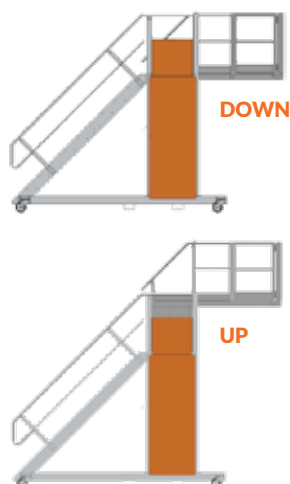
- 1) Toro Loaders – LH512, LH517's and LH621
- 2) Cat Loaders – R1700 and R2900 Boggors
- 3) Atlas Copo Trucks

VRS 3010



- 1) D10-D11 – Lift Ram Access
- 2) 785 Chassis Rail Access
- 3) 793 Engine Bay Access
- 4) 793 Power Steering Access
- 5) 793 Strut & Engine Access
- 6) 994 & 993 Top Lift Cylinder Pins

VRS 3510



- 1) 789-793 Chassis Rail Access
- 2) Bucyrus MT3300 Chassis Rail Access
- 3) 777F, 789C, 793F Rear Cab Access
- 4) 994 & 993 Top Lift Cylinder Pins – Extra 900mm Cantilever means you don't have to take tyre off, can access over the top
- 5) Drill Rigs

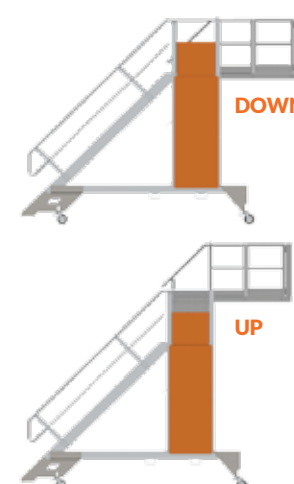


A Size to Suit Every Machine!

VRS MODEL NO.

SOME APPLICATIONS INCLUDE:

VRS 4010



- 1) 797 Chassis Rail Access
- 2) Komatsu 930 Chassis Rail Access
- 3) Bucyrus MT6600 Chassis Rail Access
- 4) 993-994K Loader Access

VRS 3510RA

- 1) 793F Chassis Rail Access
- 2) 789 Chassis Rail Access



VRS Giraffe 2310 positioned by an engine of a 5 Squadron RNZAF P-3K2 Orion aircraft undergoing maintenance

The list continues:

- Aircraft maintenance
- Forklifts
- Large dozers
- Dump trucks
- Crawler cranes
- Container gantry
- Locomotives
- Etc...

Safe Access to numerous points on all machinery

- Mirrors
- Pins
- Engine components
- Windscreens
- Lights
- Hydraulics
- Exhausts



SAFE ACCESS WHILE
SECURING LOADS




SAFE ACCESS AROUND
AIRCRAFT



SAFE ACCESS OVER
DOZER TRACKS



SAFE ACCESS
OVERHEAD

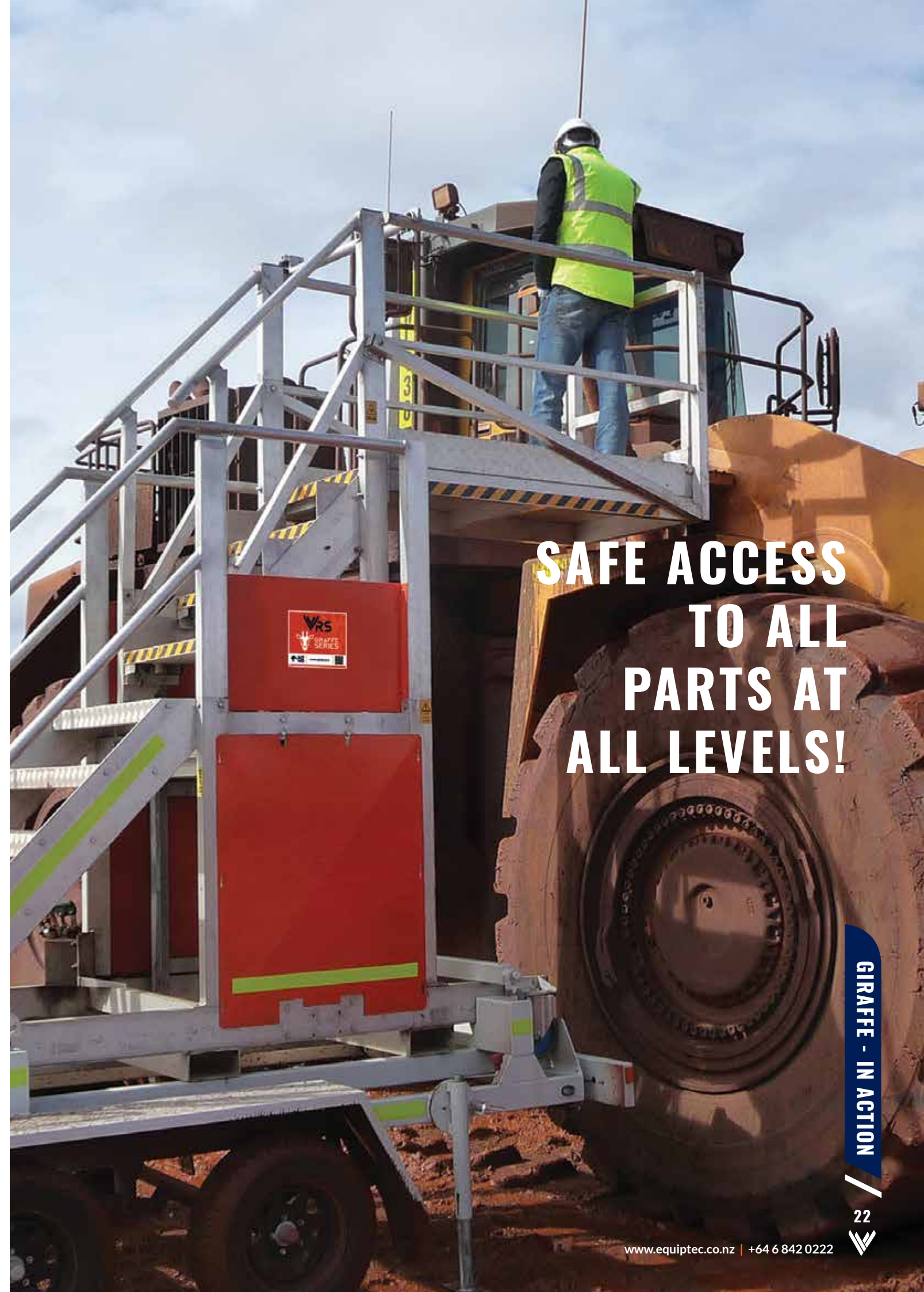


SAFE ACCESS OVER
ROUGH TERRAIN



DANGER

LIVE TESTING
AUTHORIZED PERSONNEL
AND LOCK



SAFE ACCESS
TO ALL
PARTS AT
ALL LEVELS!






HEIGHT ADJUSTABLE STEP TOWER

CLIMBING MADE SAFE

The VRS Monkey Series provides a lot of the benefits of the Giraffe, but utilising steps instead of stairs. This makes it compact and well suited to factories and workshops with less room to move about.

- Height adjustable, semi cantilevered deck
- Easily maneuvered
- 2 models cover a huge range of heights



JUST 2 PLATFORMS GIVE 10 HEIGHTS

If your work is at various heights, your work platform should be too!

The Monkey does just that – quickly and easily. And what’s more, you enjoy these great benefits as you work.

Safety first!
Folding safety bar

Walk thru access with front gate

Easy to adjust with simple handle

Fits multiple jobs. Platform has many height settings

Easy to climb with constant grade access and super tough treads

Outstanding maneuverability with one set of wheels and drop down handles

Room to work on this generously sized work deck... it will handle you and your gear, WLL 225kg






5 DECK POSITIONS



6 DECK POSITIONS



6 DECK POSITIONS



6 heights, 6 seconds!

	MODEL	Deck Height Range	Overall Width	Overall Length	Platform Width	Platform Length
1	VRSM 19	960mm to 1.9m	1133mm	1430mm	720mm	780mm
2	VRSM 24	1.2m to 2.4m	1165mm	1870mm	720mm	1090mm
3	VRSM 31	1.9m to 3.1m	1460mm	2130mm	720mm	1090mm



ALL TERRAIN



SHOWING OPTIONAL FORK POCKETS

All of the great features of the VRS Monkey now available for rugged terrain applications.

- Adjust platform height smoothly, in seconds
- Climb easily
- Large roomy deck to work on
- Outstanding maneuverability
- Push around over large stones etc with ease
- Safe Access on rough surfaces
- Simple and easy leveling on sloping or undulating ground
- Super stable
- Robust fork pockets (optional)

GO-BASE



BRAKE ON



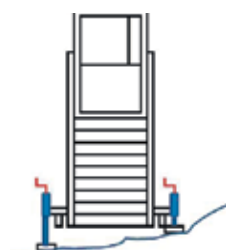
BRAKE OFF

Now you can have 4 castor wheels on an access platform, and no need to individually brake all four wheels. Great movability in any direction, and All four wheels brake at once with one quick foot movement.

SHIFT IT



LEVEL IT



WHEEL IT



Factory fitted option suits all VRS Monkey models from 1.0m to 4.0m platform






SAFE FOR
TRUCKS



SAFE FOR
EXCAVATORS



SAFE FOR
INDUSTRY



SAFE FOR
MINING GEAR



SAFE FOR
BUSES



SAFE FOR
TYRES



**SAFE ACCESS
AT MULTIPLE
LEVELS!**





PORTABLE HEIGHT ADJUSTABLE
STEP PLATFORM

SHIFT IT, LIFT IT, CLIMB IT...
ALL FROM ONE POSITION

Fast. Efficient. Safe.

The VRS Squirrel Series brings the safety and efficiency of the VRS platform adjustability right down to the office, home, apartment building...or any other relatively confined space.

- Four deck heights from as low as 740mm, up to 1440mm
- Walk it from room to room...straight through the door
- The correct, safe handrail height at each level



NIMBLE AGILE QUICK!

Whether you have a busy schedule involving many contracts on different sites, or you load (and climb onto) trucks with various deck heights, or pick from multi-height shelves...the Squirrel will give you a safe platform at every level... and fast.

Safety first! Safety bar at the rear of the platform stays out of the way for climbing on/off the deck and clips on easily behind the user.

Easy pull trigger rod gives a positive lock at each of the 4 deck heights, with a confirming 'thunk'

Easy loading with strong 'tie-down' points

Quick to shift around the site with the integral carry handles. And it fits into a lift, goes up stairs and through doors etc – no sweat!

Feel safe – the unique 'flip feet' provide extra stability when the deck is in use, but flip conveniently out of the way when you need to get through a narrow gap.



Simple to move...just like a sack barrow!



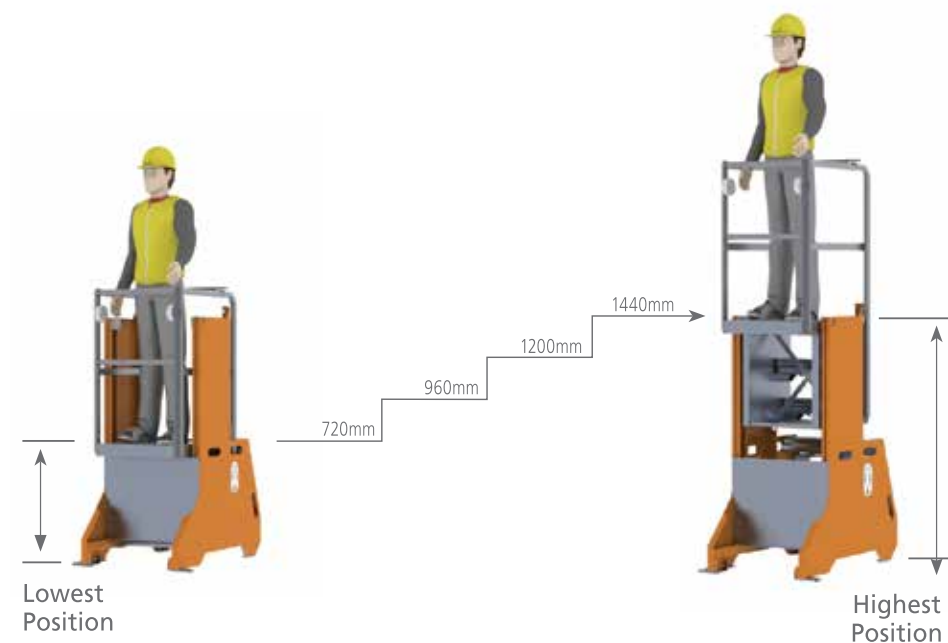
No more leaning over the front of a wobbly ladder! Work up against or side on to a wall



Very light...and very strong thanks to the effective design and the predominantly aluminium structure. And just like the Monkey...check out those super tough treads.



4 DECK POSITIONS



MODEL	Deck Height Range	Overall Width (flap feet out)	Overall Width (flap feet in)	Overall Length	Platform Width	Platform Length
VRSQ 14	720mm to 1440mm	776mm	644mm	1090mm	510mm	565mm

All options are retrofittable!



FRONT GATE

When you need front access, just specify the 'front gate' giving a lockable lift up gate allowing quick access to your deck at every level.



TOEBOARDS

Toeboards available to keep everything on the deck.



BRAKE ON



BRAKE OFF

GO-BASE

The ease to maneuver is astounding and, the process to brake and unbrake all 4 castors on this cool chassis, is an effortless 1 second movement. And, it's all done from exactly the same position you are in when adjusting the height, or pushing the unit around... no need to move about!





SAFE AND EFFICIENT FOR
PAINTING BOOTHS



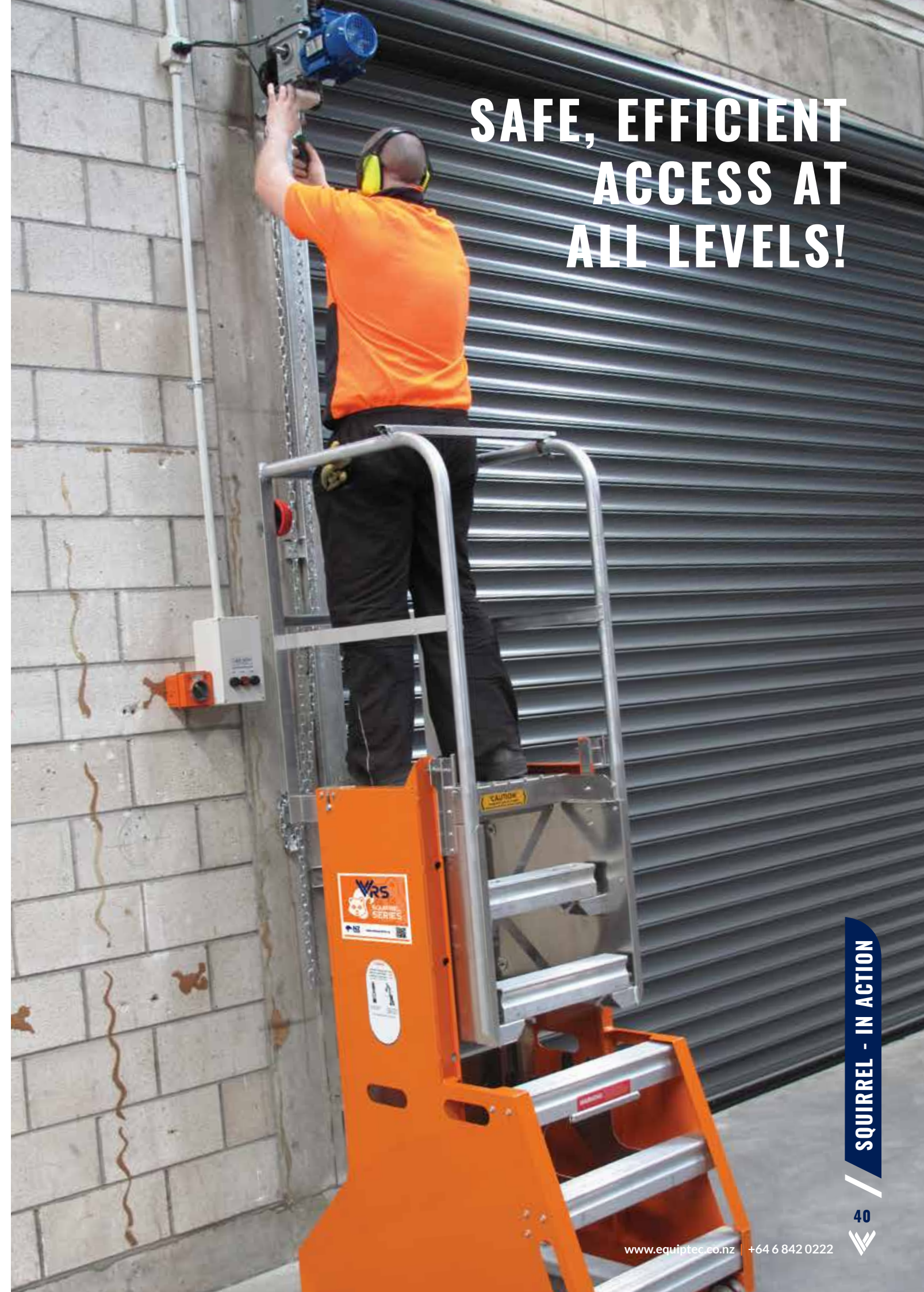
SAFE AND EFFICIENT
FOR JOBBING WORK



SAFE AND EFFICIENT
FOR HOUSE BUILDING



SAFE AND EFFICIENT FOR
COMMERCIAL CONSTRUCTION



**SAFE, EFFICIENT
ACCESS AT
ALL LEVELS!**





LEOPARD
SERIES

PORTABLE HEIGHT ADJUSTABLE
STEP PLATFORM

SMALL FOOTPRINT... HUGE
REACH - OUTSTANDING!


COMING MID 2017

LEOPARD SERIES

41



www.equiptec.co.nz | +64 6 842 0222



LEOPARD SERIES

42



www.equiptec.co.nz | +64 6 842 0222



www.equiptec.co.nz | sales@equiptec.co.nz

0800 84 00 00 | +64 6 842 0222